


JRC VHF/FM MARINE RADIOTELEPHONE

JHS-32B

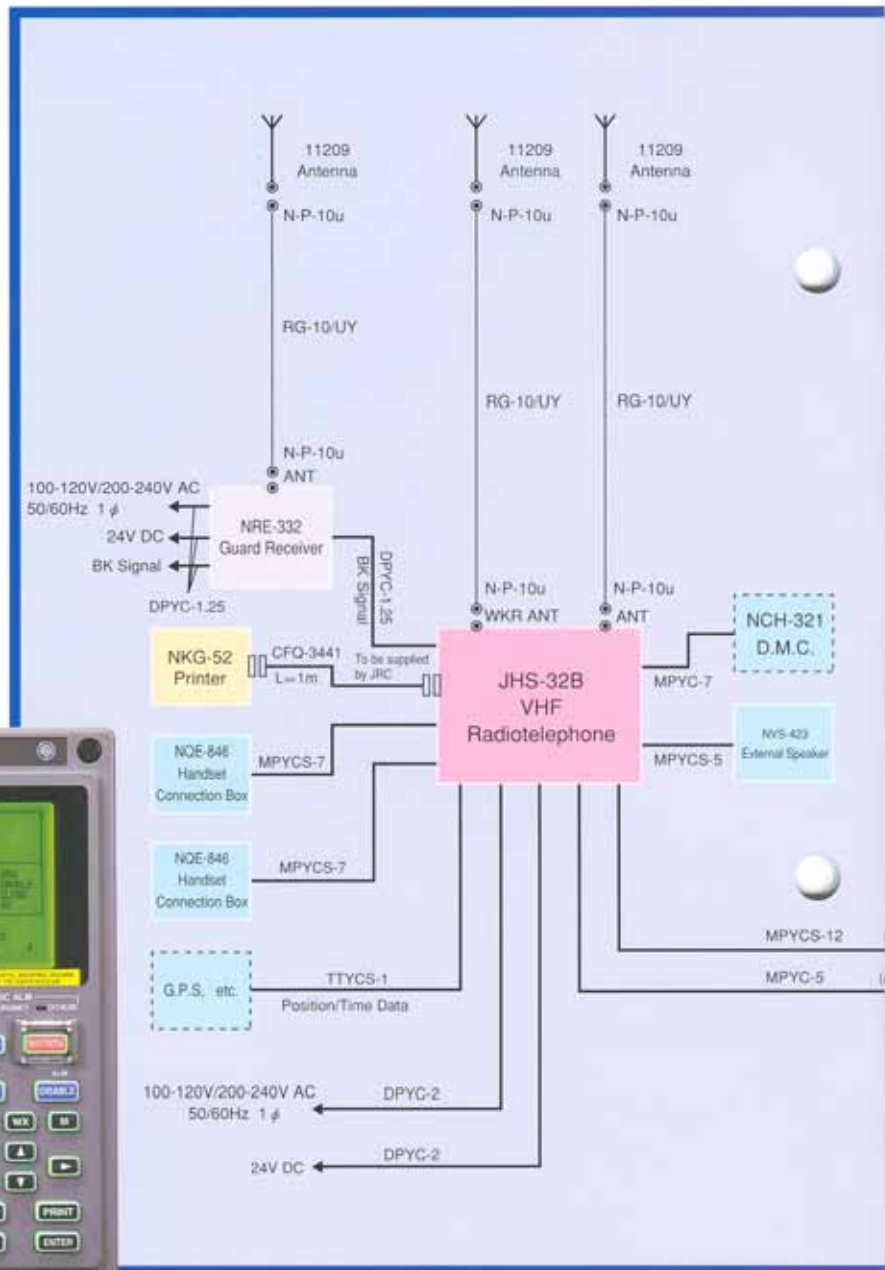


Designed in compliance with the GMDSS carriage requirements.



DESIGNED IN A COMPACT BODY WITH MULTIPLE FUNCTIONS FOR THE GMDSS

The JHS-32B VHF radiotelephone is designed as one of the VHF radio facilities that meet the carriage requirements for the Global Maritime Distress and Safety System (GMDSS). The JHS-32B VHF radiotelephone can be easily installed not only in the conventional ships (all passenger ships and the cargo ships of over 300 gross tons engaged in international navigation) but also in the non-conventional ships of over 100 gross tons because it is designed so compact and light weight. Besides the usual radiotelephone function, the JHS-32B VHF radiotelephone is equipped with digital selective calling (DSC) function for distress and general routine communications. The JHS-32B incorporates all the necessary units for the DSC service, such as the DSC unit, the CH70 DSC Watchkeeping Receiver, and the power supply.



JRC VHF/FM MARINE RADIOTELEPHONE

JHS-32B

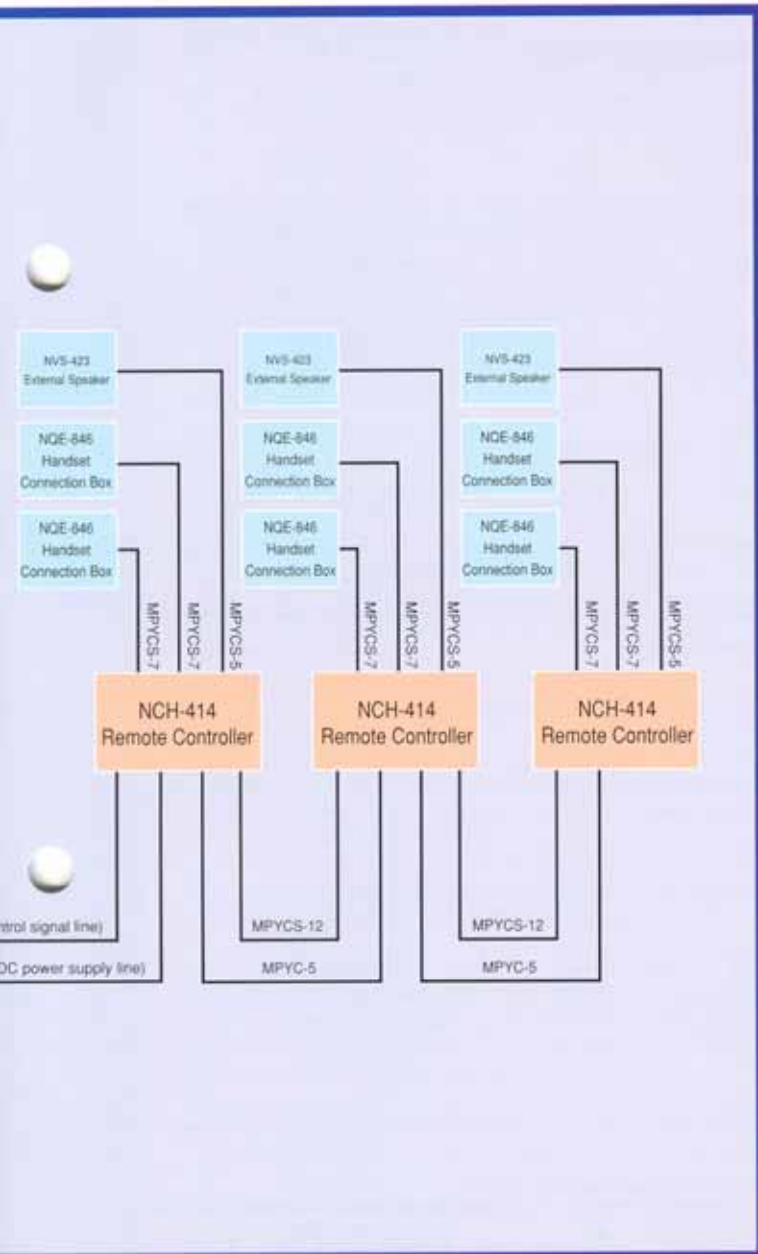
SPECIFICATIONS

JHS-32B VHF radiotelephone

Transmission frequency range:	155.000 to 159.500 MHz
Reception frequency range:	155.000 to 159.500 MHz (simplex) 160.600 to 163.500 MHz (semi-duplex)
Channel capacity:	Up to 57 ITU/USA/ Canadian channels Up to 99 private channels Up to 10 memory channels 9 weather channels (For reception only)
Channel spacing:	25 kHz/10 kHz
Mode of operation:	Simplex or semi-duplex (simplex or semi-duplex on private channels)
Mode of modulation:	G3E, G2B (F3E, F2B)
Frequency accuracy:	$\pm 10 \times 10^{-6}$ or less
Antenna impedance:	50 ohms, unbalanced
Output power:	25W/1W, selectable
Receiver sensitivity:	2 μ V or less (20 dB NQ)
Receiver sensitivity (DSC):	1% or less symbol erro rate at 1 μ V antenna input.
Major operation items:	Starting and stopping distress alert

CH70 DSC Watchkeeping Receiver (Built-in)

Reception channel:	Channel 70 (156.525 MHz)
Mode of modulation:	G2B (F2B)
Frequency accuracy:	$\pm 10 \times 10^{-6}$ or less
Antenna impedance:	50 ohms, unbalanced
Receiver sensitivity:	1% or less symbol erro rate at 1 μ V antenna input.



COMPONENTS

BASIC SYSTEM COMPONENTS

Component	Model	Quantity	Remarks
VHF Radiotelephone (with built-in DSC watchkeeping receiver)	JHS-32B	1	With handset (HS-6000JRC11) and spare fuses (200%)
Antenna	11209	2	Dipole type
Antenna fitting	505	2	Stainless steel
Coaxial connector	N-P-10U	4	
Instruction manual		1	
Test data		1	

Major display items:

Setting transmitter/
receiver channels and
transmission power
Adjusting dimmer, squelch,
and volume

For telephone mode:
transmitter/receiver
channels, status of
operation modes, date,
time, and position

For DSC mode: message
(9 lines×40 characters),
error display and operation
guide

(4 lines×40 characters)
100 to 120 VAC (50/60 Hz) or
200 to 240 VAC (50/60 Hz),
and 24 VDC (21.6 to 31.2 VDC)

Power supply voltage:**Power source selection:**

Normally AC operation.
Automatic switching to
DC operation at AC power
failure.

●NCH-414 Remote Controller

Operation and display items: The same as the JHS-32B
Power supply voltage: 100 to 120 VAC (50/60 Hz)
or 200 to 240 VAC (50/60 Hz),
and 24 VDC (21.6 to 31.2 VDC)

Power source selection:

Normally AC operation.
Automatic switching to
DC operation at AC power
failure.

●NKG-52 Printer**Printing system:**

Thermal type serial dot printer

Input interface:

Centronics (15 pin D-Shell)

Input data:

8 bit parallel

Character format:

7×5 dot matrix

Printing paper:

FH65BU-2 thermal paper,

80 mm wide

Power supply:

5 VDC, 3 W maximum
(To be supplied from the
JHS-32B)

●NRE-332 Guard Receiver**Mode of reception:**

Simultaneous reception of
two selected channels

Reception channels:

Up to 57 ITU/USA channels

Mode of modulation:

G3E (F3E)

Frequency accuracy:

$\pm 10 \times 10^{-6}$ or less

Antenna impedance:

50 ohms, unbalanced

Receiver sensitivity:

$2 \mu V$ or less (20 dB NQ)

Power supply voltage:

100 to 120 VAC (50/60 Hz)
or 200 to 240 VAC (50/60 Hz),
and 24 VDC (21.6 to 31.2 VDC)

Power source selection:

Normally AC operation.
Automatic switching to
DC operation at AC power
failure.

●OPTIONS

Components	Model	Remarks
Handset connection box	NQE-846	Waterproof for wing installation
Handset connection box	NQE-847	Indoor flush mount type
Spare handset	HS-6000J5	
Handset hook	UBP-51-10	
Printer	NKG-52	Printer cable, one roll of printer paper supplied
Printer paper	5ZPMB00001	For NKG-52, 25m long
Cable for Centronics printer	CFQ-3441	1m - 10m long (as ordered)
Remote controller	NCH-414	With handset, up to three units
Guard receiver	NRE-332	
External speaker	NVS-423	Wall mount type
External speaker	NVS-423A	Flush mount type
Coaxial cable	RG-10/UJ	For antenna cable
Flush mount fittings	4B21367	For JHS-32B
Flush mount fittings	4B21368	For NCH-414
Flush mount fittings	MPBP02915	For NKG-52
Flush mount fittings	4B21369	For NRE-332



JHS-32B
VHF Radiotelephone



NCH-414
Remote Controller



NRE-332
Guard Receiver



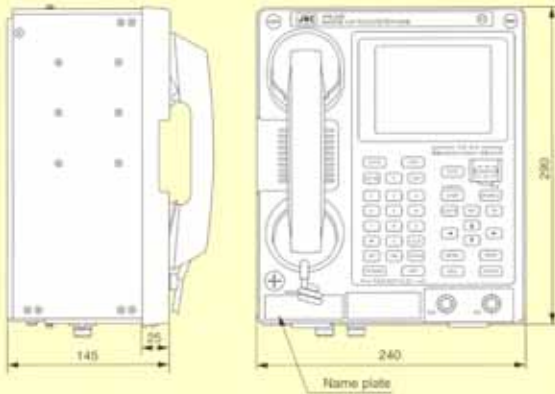
NKG-52
Printer

FEATURES

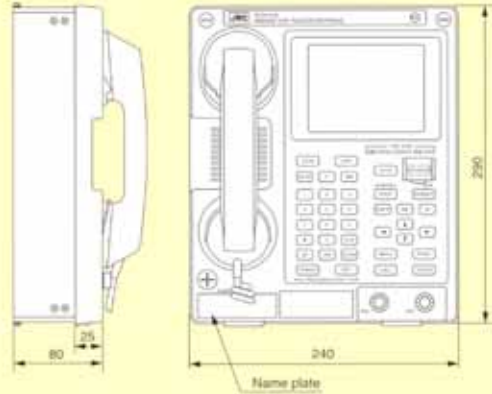
- The JHS-32B VHF radiotelephone meets the ITU Radio Regulations, IMO Performance Standards, and ITU-R Recommendations.
- The JHS-32B VHF radiotelephone covers all channels specified in the ITU Radio Regulations.
- The JHS-32B VHF radiotelephone can be easily installed in a narrower space because all the necessary units, transmitter/receiver, antenna switch unit, DSC unit, CH 70 DSC Watchkeeping Receiver and power supply are built-in in a compact body.
- The JHS-32B VHF radiotelephone incorporates a large graphic LCD with wide angle of visibility. The LCD does not limit the place for installation.
- The JHS-32B VHF radiotelephone guides the operator on the LCD display how to operate according to the needs of the operator, by selecting the desired item from the menu. This makes any operation easy, DSC operation in particular.
- The JHS-32B VHF radiotelephone can be used with the NKG-52 dedicated printer or a general purpose printer with CENTRONICS interface. The connected printer automatically prints out the message for DSC transmission and reception. The message stored in memory can be manually printed out later on.
- The brightness of LCD and keypad backlighting is widely adjustable, not disturbing the night watch.
- In addition to the channels specified by Radio Regulations, the JHS-32B VHF radiotelephone covers USA channels, Weather channels, and Canadian channels available along the coast of North America. Up to 99 private channels can also be incorporated.
- The JHS-32B VHF radiotelephone incorporates memory channels, memory scanning function, scanning function of all channels or desired channels, and dual watching functions. These functions are convenient for watching the particular channels.
- Besides the usual radiotelephone communications, distress, urgency, safety, and routine calls are available. When the coast station offers automatic connection service to the public telephone subscribers, the service can be available by inserting the desired telephone number in the DSC message.
- The JHS-32B VHF radiotelephone has the interface to receive position and time data from a navigation equipment such as GPS. At the distress call transmission, the position and time data is automatically inserted in the DSC message to be transmitted. When receiving the area call, the JHS-32B VHF radiotelephone automatically checks whether own ship is in the concerned sea area, by referring to the position data from the navigation equipment. When normal operation, the position and time data from the navigation equipment is available on the LCD at anytime for the convenience of checking and reporting the position of the ship.
- The JHS-32B VHF radiotelephone can be connected up to three remote controllers with which the same operation as those available on the JHS-32B VHF radiotelephone.
- By installing the NRE-332 Guard Receiver, the operator can keep a continuous watch on any two legal channels independently from the JHS-32B required by the Administration of specific countries.
- The JHS-32B VHF radiotelephone can be set so that it automatically terminates transmission with an alarm, according to the FCC Regulations in the USA, when transmission continues for five minutes.
- The JHS-32B VHF radiotelephone is provided with the self-diagnostic and error display functions to ensure ease of checking and maintenance.
- The JHS-32B VHF radiotelephone incorporates the automatic power reduction circuit. The circuit protects the transmission circuitry from damage in case of high SWR due to antenna or antenna cable failure.



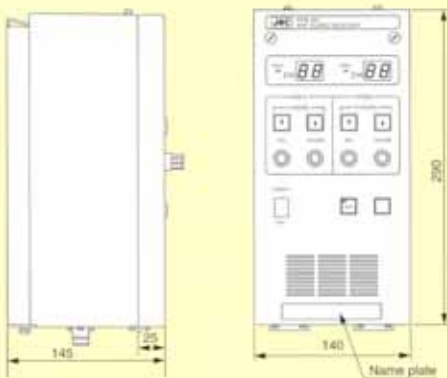
DIMENSIONS



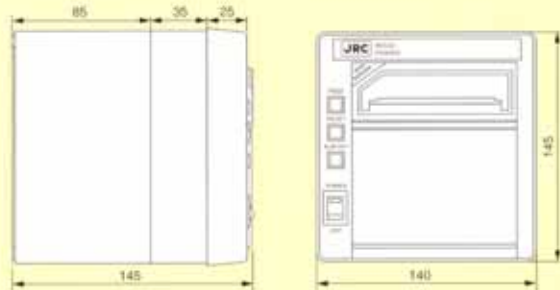
JHS-32B VHF Radiotelephone (with DSC Watchkeeping Receiver)
Weight: Approx. 10.5 kg



NCH-414 Remote Controller
Weight: Approx. 5kg



NRE-332 Guard Receiver Weight: Approx. 5kg



NKG-52 Printer Weight: Approx. 1.5kg

Design and specifications in this catalog are subject to change without notice.

For further information, contact:



Since 1915

Japan Radio Co., Ltd.

URL <http://www.jrc.co.jp/>

Main Office: Nittochi Nishi-Shinjuku bldg.
10-1, Nishi-Shinjuku 6-chome
Shinjuku-ku, Tokyo 160-0023, Japan
Telephone: +81-3-3348-4099
Facsimile: +81-3-3348-4139

Overseas Branches : Seattle, Amsterdam
Liaison Offices : Taipei, Manila, Jakarta, New York,
Piraeus